

elna accessories

Catalogue

Sewing | Patchwork & Quilting | Embroidery | Overlock & Coverlock



WELCOME!

Elna has a reputation for quality, innovation and service spanning decades. At elna, we envision sewing machines as much more than technical tools: Above all, we design them as lifelong partners of your creativity.

Even if sewing has no secret for you, this accessories catalogue will give you the opportunity to discover countless possibilities for expanding the capabilities of your elna sewing machine. Unlocking the full potential of your sewing machine, means using the right tools and accessories for every project.


This catalogue presents the extensive range of elna optional accessories which will enhance your creative skills and simplify challenging sewing tasks and techniques.

Please visit our website at www.elna.com, where you will find the instruction manuals of our accessories. The more you explore and practice, the better results you will get!



SUMMARY

Sewing | 7 mm

 pages 5 to 20

Patchwork and Quilting | 7 mm

 pages 22 to 29

Sewing, Patchwork and Quilting | 9 mm

 pages 31 to 45

Embroidery

 pages 47 to 63

Overlock and Coverlok

 pages 65 to 83

General

 pages 85 to 97



SEWING ACCESSORIES

For sewing machines with 7 millimeters sewing width

Enjoy discovering the versatile and user-friendly **elna** sewing accessories.
They will enable you to unlock the full potential of your sewing machine, explore special techniques and further develop your talent for sewing.



Accessories in this category are compatible with the following models:

Sew Fun, Green and Zebra

Sew 75

eXplore 220 and 240

eXplore 320 and 340

3210 designed for jeans

elnaStar and Star Edition


eXperience 520 and 540

eXperience 580

lotus

eXcellence 720

APPLIQUE FOOT (F)




This presser foot is shorter than most for easier manoeuvring around curves and corners when sewing applique pieces. Made of clear material for easier viewing as you sew.



Ref.: 202-023-012

Comp.: 720 / lotus / 580 / elnaStar / Star Edition / 540 / 520 / 3210 / 340 / 320

STANDARD METAL FOOT (A)



This foot comes attached to the machine. It is mainly used for longer than 1.0 straight stitches and zigzag stitches.




Ref.: 825-510-032

Comp.: 720 / lotus / 580 / elnaStar / Star Edition / 540 / 520 / 3210 / 340 / 320


Ref.: 611-511-001

Comp.: 240 / 220 / Sew Fun, Green, Zebra / Sew 75

ADJUSTABLE BLIND HEM FOOT (G)



No matter the fabric weight, the adjustable guide on this foot helps ensure that the needle catches only one or two fibers of the hem. Adjust the guide for precise topstitching, edgestitching or pintucking. Same use for the middle fixed guide foot that allow you to catch only what is needed for a blind hem.



Ref.: 200-130-028

Named L

Comp.: 240 / 220 / Sew Fun, Green, Zebra / Sew 75

Ref.: 820-817-015


Adjustable wheel

Ref.: 395-719-48

Middle fixed guide

Comp.: 720 / lotus / 580 / elnaStar / Star Edition / 540 / 520 / 3210 / 340 / 320

BRAIDING FOOT



For great dimensional effects, the adjustable opening on the front allows you to apply any kind of small cord or any other type of ribbon. Simply couch the trim onto fabric with a straight stitch, zigzag stitch or decorative stitch!

Ref.: 494-660-20

Comp.: 240 / 220 / Sew Fun, Green, Zebra / Sew 75

BUTTON SEWING FOOT (T)



No matter the button shape, sew buttons on in one quick and easy step. Don't worry about your buttons falling off because a thread shank can be created at the same time the button is securely attached. Think of the fun possibilities beyond using buttons just as closures!


Ref.: 200-136-024

Comp.: 720 / lotus / 580 / elnaStar / Star Edition / 540 / 520 / 3210 / 340 / 320


Ref.: 200-131-029

Comp.: 240 / 220 / Sew Fun, Green, Zebra / Sew 75

AUTOMATIC BUTTONHOLE FOOT (R)



Place button in the backspace of the foot to automatically determine the buttonhole size and then, your sewing machine will automatically sew the corresponding buttonhole thanks to the buttonhole sensor.



Ref.: 753-801-004

Comp.: 720 / lotus / 580 / elnaStar / Star Edition / 540 / 520 / 3210 / 340 / 320

Ref.: 740-801-004

Comp.: 240 / 220 / Sew Fun, Green, Zebra / Sew 75

OVERSIZED BUTTONHOLE FOOT



For sewing buttonholes on tight areas such as cuffs and other areas where more freedom of movement is required than available with a sliding-type buttonhole foot.



Ref.: 820-801-016

Comp.: 720 / lotus / 580 / elnaStar / Star Edition / 540 / 520 / 3210 / 340 / 320

BUTTONHOLE FOOT 4 STEPS



Use to create uniformly sized buttonholes with an elna 4-steps buttonhole sewing machine. With 200-134-022, place the desired button size in the slider and adjust for exact fit. Remove the button and the guide will allow you to create just the right size button hole for that button over and over again.



Ref.: 200-123-028

Comp.: 220 / Sew Fun, Green, Zebra / Sew 75

Ref.: 200-134-022

Comp.: 220 / Sew Fun, Green, Zebra / Sew 75

BUTTONHOLE STABILIZER PLATE FOR AUTOMATIC BUTTONHOLE FOOT (R)




With the buttonhole foot (R) attached to this stabilizer plate, the machine feeds various kinds of fabric and uneven layers more smoothly instead of eating the fabric or causing the needle to stick in position. This plate must be used with standard Automatic Buttonhole Foot (R) (753-801-004) not included.



Ref.: 202-030-001

Comp.: 720 / lotus / 580 / elnaStar / Star Edition / 540 / 520 / 3210 / 340

FRINGE OR LOOPING FOOT



Both functional and decorative, this foot allows to create tailor tacks, fringe, hair, chenille effects or fagoting (bridging). The metal extension raises the thread off the fabric surface for a dynamic texture treatment.



Ref.: 200-050-104

Comp.: 720 / 580

Ref.: 200-051-105

Comp.: lotus / elnaStar / Star Edition / 540 / 520 / 3210 / 340 / 320

Ref.: 200-101-008

Comp.: 240 / 220 / Sew Fun, Green, Zebra / Sew 75

EDGE GUIDE FOOT




The guide of this foot aligns edges/seams of fabric so that neatly parallel edge stitching and top-stitching can be achieved with ease. Adjust the guide by turning the screw to match the edge/seam precisely. Perfect to create tucks, hems and fine edge projects such as that on lace or ribbon or a decorative edge.



Ref.: 202-252-001

Comp.: 720 / lotus / 580 / elnaStar / Star Edition / 540 / 520 / 3210 / 340 / 320

ROLLED HEM FOOT (D)



Used for making delicate rolled edges on light to medium weight fabrics. After holding the first stitch with the down needle position, place gently the fabric around the small funnel and let the foot doing it! The reference 200-326-023 is a set of 4mm and 6mm rolled hem feet.



Ref.: 200-326-023


Two feet set: 4 mm and 6 mm

Comp.: 720 / lotus / 580 / elnaStar / Star Edition / 540 / 520 / 3210 / 340 / 320

Ref.: 202-251-000

Comp.: 240 / 220 / Sew Fun, Green, Zebra / Sew 75

ELASTIC GATHERER 8 mm



Elastic gatherers act like a third hand that we sometimes need! The elastic gatherer evenly stretches the elastic as it is sewn to the fabric. The results are wonderful for cuffs or lingerie.




Ref.: 495-390-20

Comp.: 540 / 520 / elnaStar / Star Edition / 340 / 320


Ref.: 495-395-20

Comp.: 720 / lotus / 3210

ELASTIC GATHERER 10 mm



Elastic gatherers act like a third hand that we sometimes need! The elastic gatherer evenly stretches the elastic as it is sewn to the fabric. The results are wonderful for cuffs or lingerie.




Ref.: 495-845-20

Comp.: 540 / 520 / elnaStar / Star Edition / 340 / 320


Ref.: 495-846-20

Comp.: 720 / lotus / 3210

ELASTIC GATHERER 13 mm



Elastic gatherers act like a third hand that we sometimes need! The elastic gatherer evenly stretches the elastic as it is sewn to the fabric. The results are wonderful for cuffs or lingerie.




Ref.: 495-525-20

Comp.: 540 / 520 / elnaStar / Star Edition / 340 / 320


Ref.: 495-526-20

Comp.: 720 / lotus / 3210

FAGOTING PLATES NARROW 2.5 mm



This elna exclusive fagoting plate incorporates elegance of vintage clothing by fagoting two fabrics or laces edges together. The fagoting plate keeps the edges separated at an equal distance of 2.5 mm, an essential factor when fagoting!



Ref.: 495-560-20

Comp.: 540 / 520 / elnaStar / Star Edition / 340 / 320


Ref.: 395-731-58

Comp.: 720 / lotus / 3210

FAGOTING PLATES NARROW 5 mm



This elna exclusive fagoting plate incorporates elegance of vintage clothing by fagoting two fabrics or laces edges together. The fagoting plate keeps the edges separated at an equal distance of 5 mm, an essential factor when fagoting!




Ref.: 495-330-20

Comp.: 540 / 520 / elnaStar / Star Edition / 340 / 320

Ref.: 395-731-59

Comp.: 720 / lotus / 3210

OVEREDGE FOOT (M)




The seam edges will be perfect using the overedge foot for finishing off medium to heavyweight fabrics. This accessory is recommended to work on easily frayed woven fabrics such as tweed, gabardine and linen.



Ref.: 822-808-008

Comp.: 720 / lotus / 580 / elnaStar / Star Edition / 540 / 520 / 3210 / 340 / 320

OVERLOCK FOOT (C) AND (G)



Finish the edge of every fabrics with zigzag stitches with a time saving method. This foot helps regulate the thread tension allowing the stitch to lie flatter. Perfect results when used with medium weight fabrics.



(C)



(G)

Ref.: 822-801-001 (C)

Comp.: 720 / lotus / 580 / elnaStar / Star Edition / 540 / 520 / 3210 / 340 / 320

Ref.: 200-132-020 (G)

Comp.: 240 / 220 / Sew Fun, Green, Zebra / Sew 75

CIRCULAR SEWING ATTACHEMENT



The best tool for producing perfect curves or circles for doilies or large scallops. Simply attach the device to the sewing machine to make a pivot point and use the circular sewing device like a compass. Usable with either utility or decorative stitches.



Ref.: 202-106-009

Comp.: 720 / 3210


Ref.: 202-242-008

Comp.: lotus / 580


Ref.: 200-024-109

Comp.: elnaStar / Star Edition / 540 / 520 / 340 / 320

PIVOT PIN



The elna exclusive pivot pin is ideal for producing perfect curves or circles for doilies or large scallops. Simply attach the elna pivot pin to your sewing machine to make a circular sewing. Fantastic with either utility or decorative stitches.



Ref.: 487-390-20

Comp.: 580

PINTUCK FOOT



Twin needle pintucks are often a lovely focal point in modern and heirloom fashions. It is essential that the pintucks are perfect, evenly spaced and parallel rows. This foot guarantees that result for narrow and/or wide pintucks.



Two feet: narrow and wide.

Ref.: 200-317-021


Comp.: 720 / lotus / 580 / elnaStar / Star Edition / 540 / 520 / 340 / 320 / 3210

One foot: narrow.

Ref.: 200-328-025

Comp.: 240 / 220 / Sew Fun, Green, Zebra / Sew 75

PINTUCK CORD GUIDE



Pintucks are often a lovely focal point in modern and heirloom fashions. Pintucks must be perfect, evenly spaced and parallel rows. This cord guide guarantees perfect results. The advantage of a corded pintuck is a more consistent pintuck that will not flatten when pressed.

Narrow guide: for cord up to 1.5 mm in diameter.

Ref.: 503-810-005

Comp.: 720 / lotus / 3210

Wide guide: for cord from 1.5 to 2.5 mm in diameter.

Ref.: 503-809-001

Comp.: 720 / lotus / 3210

Both guides, narrow and wide.

Ref.: 200-324-021

Comp.: elnaStar / Star Edition / 540 / 520 / 340 / 320


Ref.: 202-238-001

Comp.: 580

PEARL AND BEAD FOOT for strung from 2 mm to 4 mm



Sewing on strung beads and pearls has always been a tedious task but the beading foot now goes some small way to alleviating this and to add pleasure to embellishing. The beading foot is popular for bridal wear, evening wear, casual wear and crafts.




Ref.: 200-321-028

Comp.: 720 / lotus / 580 / elnaStar / Star Edition / 540 / 520 / 3210 / 340 / 320

PIPING FOOT



The piping foot is ideal if ready made piping cord is not available or if you just want to make your own. This foot is designed with two grooves on the underside and will hold and cover the cord when making piping tape. It can also be used for attaching piping. Maximum cord size is 5 mm.




Ref.: 200-314-028

Comp.: 720 / lotus / 580 / elnaStar / Star Edition / 540 / 520 / 3210 / 340 / 320

ROLLER FOOT



Challenging fabrics like leather, suede, synthetics and napped/piled fabrics are almost common in today's fashion. The textured rollers on this foot give you more control and cause less friction between the foot and feed dog.




Ref.: 200-316-020

Comp.: 720 / lotus / 580 / elnaStar / Star Edition / 540 / 520 / 3210 / 340 / 320


Ref.: 200-142-023

Comp.: 240 / 220 / Sew Fun, Green, Zebra / Sew 75

RIBBON AND SEQUIN FOOT




It is so much easier to attach ribbons and even sequins. The foot is designed with guides through which ribbon or strung sequins are inserted. It allows them to feed through evenly as you sew. Besides affixing ribbon, a wide ladder stitch can be used with narrow ribbon to make an easy and functional drawstring.




Ref.: 200-332-022

Comp.: 720 / lotus / 580 / elnaStar / Star Edition / 540 / 520 / 3210 / 340 / 320

RUFFLER



Although at first sight a ruffler may appear bulky and complicated, its innovative design actually makes it very easy to use. This design allows fabric to be ruffled or pleated to the desired fullness quickly and easily and also has the capability to vary the sizes of ruffles.



Ref.: 846-415-031 Clip-on foot attachment

Comp.: 720 / lotus / 580 / elnaStar / Star Edition / 540 / 520 / 3210 / 340 / 320 /

Ref.: 941-623-000 Needle bar attachment

Comp.: 540 / 520 / 3210 / 340 / 320


Ref.: 941-620-305

Comp.: 240 / 220 / Sew Fun, Green, Zebra / Sew 75

GATHERING FOOT



This foot is for creating soft gathers in lightweight fabrics. The underside of the foot is raised behind the needle and has a thick bar in front of the needle to gather and attach a ruffle onto a flat piece of fabric simultaneously. Use a ruffler to obtain a more dramatic gather.



Ref.: 200-315-029

Comp.: 720 / lotus / 580 / elnaStar / Star Edition / 540 / 520 / 3210 / 340 / 320

Ref.: 200-124-029

Comp.: 240 / 220 / Sew Fun, Green, Zebra / Sew 75

FLOWER STITCHER




Use the flower stitcher foot to create decorative flower designs on your sewing projects by using built-in stitches of your sewing machine. A great effect effortless!



Ref.: 202-258-007

Comp.: 720 / lotus / elnaStar / Star Edition / 540 / 520 / 3210 / 340 / 320

SATIN STITCH FOOT (F)



A must-have foot for anyone who desires to sew with satin or decorative stitches. The cut-out on the underside of the clear foot is designed to accommodate dense stitch formation and prevents stitches from bunching.




Ref.: 822-804-118

Comp.: 720 / lotus / 580 / elnaStar / Star Edition / 540 / 520 / 3210 / 340 / 320

Ref.: 200-129-024

Comp.: 240 / 220 / Sew Fun, Green, Zebra / Sew 75

SEAM GUIDE



Be assured that your seams are always consistent. Attach the seam guide to your machine to achieve perfect seam allowances. This is especially useful when sewing wide hems.



Ref.: 395-719-51

Comp.: 540 / 520 / 340 / 320

Ref.: 395-731-64

Comp.: 720 / lotus / 3210


Ref.: 426-620-30

Comp.: 240 / 220

STRAIGHT STITCH FOOT



The straight stitch foot designed with single hole and flat underside to allow sewing a straight stitch without skipping stitches. No more puckering or skipped stitches on lightweight fabrics thanks to the perfect feeding.



Ref.: 200-331-021

Comp.: 720 / lotus / 580 / elnaStar / Star Edition / 540 / 520 / 3210 / 340 / 320


Ref.: 200-125-020

Comp.: 240 / 220 / Sew Fun, Green, Zebra / Sew 75

ULTRA GLIDE FOOT



The no-stick ultra glide coating is the key to sewing temperamental fabrics like vinyl, ultra suede, faux leather and plastic. Thanks to its special resin, the foot glides easily across the surface. This makes it ideal for directional feeding too.




Ref.: 200-329-026

Comp.: 720 / lotus / 580 / elnaStar / Star Edition / 540 / 520 / 3210 / 340 / 320


Ref.: 200-141-022

Comp.: 240 / 220 / Sew Fun, Green, Zebra / Sew 75

MULTI-CORD FOOT (H)



The multi-cord cording foot will hold one, two or three fine cords or threads. Because they are attached to the foot, the required design can be easily followed and the cords are perfectly placed. A variety of utility or decorative stitches can be sewn over the cords to couch them onto base fabrics.




Ref.: 200-345-028

Comp.: 720 / lotus / 580 / elnaStar / Star Edition / 540 / 520 / 3210 / 340 / 320

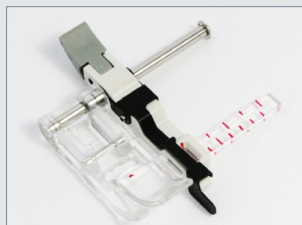
Ref.: 200-126-021

Comp.: 240 / 220 / Sew Fun, Green, Zebra / Sew 75

SLIDING GUIDE FOOT




Edge stitching could not get any easier with the sliding guide foot. You can adjust the flange to sit up to a full inch away from the edge of the foot and create perfectly straight hems every time. The guide can be moved freely by just lifting the lever in the back. The markings make you foot go exactly where you want.



Ref.: 202-221-001

Comp.: 720 / lotus / 580 / elnaStar / Star Edition / 540 / 520 / 3210 / 340 / 320

ZIPPER FOOT NARROW



Attach the foot and adjust needle or foot position to prevent the foot from riding on top of the zipper coil. You can also use this foot to sew close to large welt piping featured in home fashions.




Ref.: 200-334-024

Comp.: 720 / 580

Ref.: 200-342-025

Comp.: lotus / elnaStar / Star Edition / 540 / 520 / 3210 / 340 / 320 / 240 / 220 / Sew Fun, Green, Zebra / Sew 75

STANDARD ZIPPER FOOT (E)



No matter the zipper application, lapped, centered or exposed, this foot will not ride on top of the zipper coil. You can attach the foot either on the left or on the right side of the needle for a perfect zipper installation.

Ref.: 829-801-002

Comp.: 720 / lotus / 580 / elnaStar / Star Edition / 540 / 520 / 3210 / 340 / 320

CONCEALED ZIPPER FOOT




Good quality ready to wear garments will often have an invisible zip fitted. Invisible zips are suitable for all fabrics from fine silk jersey through to suit weight wools and tweeds. The key is to get the needle as close to the fastener as possible, which this foot accomplishes by slightly unrolling the zipper just before the needle.



Ref.: 200-333-023

Comp.: 720 / lotus / 580 / elnaStar / Star Edition / 540 / 520 / 3210 / 340 / 320

STRAIGHT STITCH NEEDLE PLATE



No skipped stitches or puckered fabric anymore thanks to the small needle entry hole in this needle plate. It prevents the needle from pushing the fabric underneath the needle plate. Be careful to use centred needle position everytime with this straight stitch needle plate!



Ref.: 809-833-001

Comp.: 580 / lotus

Ref.: 503-821-009

Comp.: 3210

Ref.: 846-833-109

Comp.: 720


Ref.: 200-088-101

Comp.: 540 / 520

BORDER GUIDES FOOT




Create evenly spaced rows of decorative stitching with this border guide foot. The horizontal red line matches up the needle drop of each row and the vertical red lines allow accurate positioning of one row with another. No need to mark every row beforehand!



Ref.: 200-434-025

Comp.: 720 / lotus / 580 / elnaStar / Star Edition / 540 / 520 / 3210 / 340 / 320

WIDE RIBBON GUIDE



Make your own original ribbons by adding decorative stitching or lettering. Used to embellish quilts, apparel, scrapbooking decorations, you can add originality to all of your projects. The Ribbon Sewing Guide allows you to create original ribbons up to 25mm wide.



Ref.: 200-444-419

Comp.: 720 / lotus / 580 / elnaStar / Star Edition / 540 / 520 / 3210 / 340 / 320

BIAS BINDER FOOT



An easy way to add bias tape trim for nice finish and also a great construction method for reversible garments. Create also frog closures, button loops or ties. The spiral cone on this foot wraps the pre-folded or not bias tape around the fabric edge.




Ref.: 200-313-027

Comp.: 720 / lotus / 580 / elnaStar / Star Edition / 540 / 520 / 3210 / 340 / 320

Ref.: 200-140-021

Comp.: 240 / 220 / Sew Fun, Green, Zebra / Sew 75

QUILT BINDER SET



The Quilt Binder Set is the perfect accessory for quick and trouble-free binding. The spiral cone on the front of the fabric holder feeds and folds fabric from 50 mm to 15 mm finished binding.



Ref.: 202-250-009

Comp.: 720 / lotus / 580 / 3210



PATCHWORK AND QUILTING ACCESSORIES

For sewing machines with 7 millimeters sewing width

(listed on page 5)

To expand the possibilities of your sewing machine and support you in the real art of quilting and patchwork, **elna** offers a wide range of specific accessories for this type of creative projects.

1/4 INCH SEAM FOOT



Sewn from centred needle position, the edge of the foot provides a perfect 1/4" seam guide for all kind of use for a significant time saving. The flange guide on the foot keeps your fabric perfectly straight.



Ref.: 200-330-020

Comp.: 240 / 220 / Sew Fun, Green, Zebra / Sew 75

1/4 INCH SEAM FOOT



Sewn from centred needle position 3.5 for a perfect 1/4" seam, you can also use the left small hole for a perfect quality straight stitch. The flange guide on the foot keeps your fabric perfectly straight.



Ref.: 200-115-118

Comp.: 240 / 220 / Sew Fun, Green, Zebra / Sew 75

Ref.: 200-318-022

Comp.: 720 / lotus / 580 / elnaStar / Star Edition / 540 / 520 / 3210 / 340 / 320

SATIN STITCH OPEN TOE FOOT



Ideal for precise appliqué, cutwork and monogramming, the cut-out on the underside of the foot accommodates satin stitching and the open front ensures greater visibility while sewing.



Ref.: 200-137-025

Comp.: 720 / lotus / 580 / elnaStar / Star Edition / 540 / 520 / 3210 / 340 / 320

DITCH QUILTING FOOT



Sew «in the ditch» of a seam with this snap-on foot. The extended guide helps you stay in the seam while the machine stitches. It is perfect for quilt tops or garment construction on waistbands.





Ref.: 200-341-024

Comp.: 720 / lotus / 580 / elnaStar / Star Edition / 540 / 520 / 3210 / 340 / 320

CLEAR VIEW QUILTING FOOT AND GUIDE SET



Attach and remove the guides as needed to suit your task. Three feet are included, 1/4 Inch foot, ditch quilting and clear foot. Markings indicate 1/8 inch and 1/4 inch from center needle drop position for both 1/8 and 1/4 inch seams. Oval-shaped needle hole allows needle adjustment for scant 1/4 inch piecing.




Ref.: 200-449-012

Comp.: 720 / lotus / 580 / elnaStar / Star Edition / 540 / 520 / 3210 / 340 / 320

EVEN FEED FOOT WITH QUILTING GUIDE



Great for keeping quilt layers from shifting when sewing and keeping stripes and checks matched. Fabrics lie between an upper and lower feed dog to move fabrics simultaneously, preventing them from slipping.



Ref.: 200-311-014

Comp.: lotus / elnaStar / Star Edition / 540 / 520 / 3210 / 340 / 320

Ref.: 200-309-019

Comp.: 580


Ref.: 200-310-013

Comp.: 240 / 220 / Sew Fun, Green, Zebra / Sew 75

EVEN FEED FOOT WITH OPEN TOE TYPE AND QUILTING GUIDE



Great for keeping quilt layers from shifting when sewing and keeping stripes and checks matched. Fabrics lie between an upper and lower feed dog to move fabrics simultaneously, preventing them from slipping. This foot has a special open toe that provides a clear view of the zone around the needle stitching.



Ref.: 200-339-029

Comp.: lotus / elnaStar / Star Edition / 540 / 520 / 3210 / 340 / 320


Ref.: 200-338-028

Comp.: 580

EVEN FEED FOOT CONVERTIBLE SET



The set includes even feed foot unit, open toe foot, ditch quilting guide and adjustable quilting guide bar. This set has the convenient features quilters absolutely need.



Ref.: 214-517-015

Comp.: lotus / elnaStar / Star Edition / 540 / 520 / 3210 / 340 / 320

Ref.: 214-516-014

Comp.: 580

QUILTING GUIDE



The quilt guide is the answer to sewing evenly spaced, parallel rows of stitching. Combine it with the foot you need for your project and enjoy great quilting results.



Ref.: 743-818-003

Comp.: 240 / 220 / Sew Fun, Green, Zebra / Sew 75

Ref.: 802-422-002

Comp.: 720 / lotus / 580 / elnaStar / Star Edition / 540 / 520 / 3210 / 340 / 320

LONG QUILTING GUIDE BAR SET




This set includes two guides that can be attached to the left or right of the needle to create parallel stitching rows approximately two times wider than rows made with regular quilting guide. Just snap one guide into place at the back of the even feed foot and adjust the distance from the needle as required.



Ref.: 202-025-405

Comp.: 720 / lotus / 580 / elnaStar / Star Edition / 540 / 520 / 3210 / 340 / 320

QUILTING GUIDE AND DITCH QUILTING GUIDE SET




This set is composed of a quilting guide bar and a ditch quilting guide bar which can be used with the related even feed foot. These guides enable constant sewing stitches and can be fixed easily on the foot holder with a screw for a better safety. Useful to realise precise and regular edges or hems on any sewing projects.



Ref.: 202-249-005

Comp.: 720 / lotus / elnaStar / Star Edition / 540 / 520 / 3210 / 340 / 320

EMBROIDERY AND DARNING FOOT



Skipped stitches are no longer a concern when sewing free motion embroidery, stippling, darning and monogramming. The spring-loaded foot moves up and down at the same time as the needle for a perfect control.

Ref.: 200-325-022

Comp.: 720 / 580

Ref.: 200-349-022

Comp.: lotus / elnaStar / Star Edition / 540 / 520 / 3210 / 340 / 320

Ref.: 200-127-022

Comp.: 240 / 220 / Sew Fun, Green, Zebra / Sew 75

OPEN TOE EMBROIDERY AND DARNING FOOT



Skipped stitches are no longer a concern when sewing free motion embroidery, stippling, darning and monogramming. The spring-loaded foot moves up and down at the same time as the needle. Another benefit when using this foot is the front cut-out provides maximum visibility.



Ref.: 200-340-023

Comp.: lotus / elnaStar / Star Edition / 540 / 520 / 3210 / 340 / 320


Ref.: 200-337-027

Comp.: 720 / 580

FREE MOTION QUILTING FOOT




This adjustable quilting foot for free motion allows you to adjust the height of the foot in relation to your fabric and has been designed for quieter and very stable movement. The smaller head provides better visibility. It works in conjunction with the special bobbin case.



Ref.: 200-442-015

Comp.: 720 / 580

CONVERTIBLE FREE MOTION QUILTING SET



The set includes three different feet and one holder. Feet are attached to the holder with a screw for maximum sturdiness and safety. The set includes one clear view foot for uneven surfaces, one open toe foot for extra visibility and one closed toe foot for general use.




Ref.: 202-001-014

Comp.: 720 / 580


Ref.: 202-002-015

Comp.: lotus / elnaStar / Star Edition / 540 / 520

SPECIAL LOW TENSION BOBBIN HOLDER FOR FREE MOTION QUILTING



This bobbin holder for free motion quilting and hand-look quilt stitch partners with the free motion quilting foot to provide even tension as you quilt. To distinguish this bobbin holder from others, see the small blue arrow on it! A perfect complement to the convertible free motion quilting set either.




Ref.: 202-006-019

Comp.: elnaStar / Star Edition / 540 / 520 / 3210 / 340 / 320

Ref.: 200-445-029

Comp.: 720 / lotus / 580

SPECIAL EMBROIDERY THREAD OR DECORATIVE THREAD BOBBIN HOLDER



Bind an edge or outline a shape with reverse embroidery, where the right side of the fabric is placed face down and sewn using heavy, decorative threads. The tension on this bobbin case has been adjusted for this technique.



Ref.: 200-056-007

Comp.: elnaStar / Star Edition / 540 / 520 / 3210 / 340 / 320

OPEN TOE FOOT FOR UPPER FEED WITH I.A.F. SYSTEM



Front of foot has been opened for clearer visibility while sewing. Great for appliqué, monogramming, cut-work and quilting.



Ref.: 846-410-047

Comp.: 720

DITCH QUILTING FOOT FOR UPPER FEED WITH I.A.F. SYSTEM



Sew «in the ditch» of a seam thanks to the extended guide that helps you stay in the seam while the machine stitches. Perfect for quilt tops and garment construction on waistbands.




Ref.: 846-413-062

Comp.: 720

1/4 INCH SEAM FOOT WITH NEEDLE PLATE FOR UPPER FEED WITH I.A.F. SYSTEM



Sew a 1/4" seam allowance quickly and accurately. Great for piecing quilts and topstitching. Designed to work with model using the Integrated Adjustable Feeding System, it is available including a straight stitch needle plate or not.



Ref.: 846-407-041

Including foot and needle plate.

Comp.: 720

Ref.: 846-423-009

Including the foot only.

Comp.: 720





SEWING, PATCHWORK AND QUILTING ACCESSORIES

For sewing machines with 9 millimeters sewing width

In our extensive accessories range, you will find the perfect tool to further expand the capabilities of your **elna** sewing machine with a 9mm sewing width, and achieve perfect results for all your projects.

Accessories in this category are compatible with the following models:

eXcellence 680

eXcellence 730

eXcellence 730PRO

eXcellence 760

eXcellence 760PRO


eXcellence 780

eXpressive 860

eXpressive 900

eXpressive 920

APPLIQUE FOOT (AP)



This presser foot is shorter than most for easier maneuvering around curves and corners when sewing applique pieces. Made of clear material for easier viewing as you sew.



Ref.: 202-086-208

Comp.: 920 / 900 / 860 / 780 / 760PRO / 760 / 730PRO / 730 / 680

OVERSIZED BUTTONHOLE FOOT (B)



For sewing buttonholes on tight areas such as cuffs and other areas where more freedom of movement is required than available with a sliding-type buttonhole foot.




Ref.: 202-082-204

Comp.: 920 / 900 / 860 / 780 / 760PRO / 760 / 730PRO / 730 / 680

STRAIGHT STITCH FOOT (ST)



The straight stitch foot designed with single hole to allow sewing a straight stitch without skipping stitches. Use the Upper Feed straight stitch foot to give your quilts and projects that tailored look with the Upper Feed System engaged.




Ref.: 202-083-205

Comp.: 920 / 900 / 860 / 780 / 760PRO / 760 / 730PRO / 730 / 680

BORDER GUIDE FOOT (FB)




Create evenly spaced rows of decorative stitching with this border guide foot. The horizontal red line matches up the needle drop of each row and the vertical red lines allow accurate positioning of one row with another.



Ref.: 202-084-206

Comp.: 920 / 900 / 860 / 780 / 760PRO / 760 / 730PRO / 730 / 680

MULTI-CORD FOOT (H)



The multi-cord foot will hold one, two or three fine cords or threads. Because they are attached to the foot, the required design can be easily followed and the cords are perfectly placed. A variety of utility or decorative stitches can be sewn over the cords to couch them onto base fabrics.



Ref.: 202-085-207

Comp.: 920 / 900 / 860 / 780 / 760PRO / 760 / 730PRO / 730 / 680

PIPING FOOT (I)



The piping foot is ideal if ready made piping cord is not available or if you just want to make your own. This foot is designed with two grooves on the underside and will hold and cover the cord when making piping tape. It can also be used for attaching piping. Maximum cord size is 5 mm.



Ref.: 202-088-200

Comp.: 920 / 900 / 860 / 780 / 760PRO / 760 / 730PRO / 730 / 680

ROLLED HEM FOOT - 4 mm width (D2)




Used for making delicate rolled edges on light to medium weight fabrics. After holding the first stitch with the down needle position, place gently the fabric around the small funnel and let the foot doing it!



Ref.: 202-081-203

Comp.: 920 / 900 / 860 / 780 / 760PRO / 760 / 730PRO / 730 / 680

ROLLED HEM FOOT - 6 mm width (D1)



Used for making delicate rolled edges on light to medium weight fabrics. After holding the first stitch with the down needle position, place gently the fabric around the small funnel and let the foot doing it!



Ref.: 202-080-202

Comp.: 920 / 900 / 860 / 780 / 760PRO / 760 / 730PRO / 730 / 680

GATHERING FOOT (V)



This foot is for creating soft gathers in lightweight fabrics. The underside of the foot is raised behind the needle and has a thick bar in front of the needle to gather and attach a ruffle onto a flat piece of fabric simultaneously. Use a ruffler to obtain a more dramatic gather.




Ref.: 202-096-201

Comp.: 920 / 900 / 860 / 780 / 760PRO / 760 / 730PRO / 730 / 680

CLEAR VIEW QUILTING FOOT AND GUIDE SET (OV)



Attach and remove the guides as needed to suit your task. Three feet are included, 1/4 Inch foot, ditch quilting and clear foot. Markings indicate 1/8 inch and 1/4 inch from center needle drop position for both 1/8 and 1/4 inch seams. Oval-shaped needle hole allows needle adjustment for scant 1/4 inch piecing.



Ref.: 202-089-201

Comp.: 920 / 900 / 860 / 780 / 760PRO / 760 / 730PRO / 730 / 680

CLEAR VIEW 1/4 INCH SEAM FOOT FOR STRAIGHT STITCH NEEDLE PLATE (OM)



Perfect with the straight stitch needle plate, this foot works specifically to achieve a perfect 1/4 inch seam in straight stitch mode. The small single hole in the plate and the foot ensures the most control over your fabric and the least risk of threads of fabric getting caught in the feed dogs.



Ref.: 202-239-002

Comp.: 900 / 860 / 780 / 760PRO / 760 / 730PRO / 730 / 680

DITCH QUILTING FOOT (S)



A very useful addition to the sewing room when wanting a perfectly straight «stitch in the ditch». The guide on the foot spreads the seams allowing you to stitch perfectly in the ditch, and is also useful when adding decorative top stitching along seams.




Ref.: 202-087-209

Comp.: 920 / 900 / 860 / 780 / 760PRO / 760 / 730PRO / 730 / 680

PINTUCK FOOT NARROW (N2)



Twin needle pintucks are often a lovely focal point in modern and heirloom fashions. It is essential that the pintucks are perfect, evenly spaced and parallel rows. This foot guarantees that result for narrow pintucks.



Ref.: 202-094-209

Comp.: 920 / 900 / 860 / 780 / 760PRO / 760 / 730PRO / 730 / 680

PINTUCK FOOT WIDE (N1)



Twin needle pintucks are often a lovely focal point in modern and heirloom fashions. It is essential that the pintucks are perfect, evenly spaced and parallel rows. This foot guarantees that result for large pintucks.



Ref.: 202-093-208

Comp.: 920 / 900 / 860 / 780 / 760PRO / 760 / 730PRO / 730 / 680

PINTUCK CORD GUIDE



Use this bobbin cover to guide any cord and obtain nice pintucks on your project. Two guides included in the set 202-238-001; one for cord up to 1.5 mm in diameter and one for cord from 1.5 to 2.5 mm in diameter. You can also find both narrow and wide separately.

Narrow guide: for cord up to 1.5 mm diameter.

Ref.: 495-880-20

Comp.: 900 / 760 / 730

Wide guide: for cord from 1.5 to 2.5 mm diameter.

Ref.: 495-881-20


Comp.: 900 / 760 / 730

Both guides narrow and wide.

Ref.: 202-238-001

Comp.: 920 / 860 / 780 / 760PRO / 730PRO / 680

RUFFLER FOOT



Although at first sight a ruffler may appear bulky and complicated, its innovative design actually makes it very easy to use. This design allows fabric to be ruffled or pleated to the desired fullness quickly and easily and also has the capability to vary the sizes of ruffles.



Ref.: 202-095-200

Comp.: 920 / 900 / 860 / 780 / 760PRO / 760 / 730PRO / 730 / 680

ULTRA GLIDE FOOT




The ultra glide foot is molded from a special resin allowing easier sewing of fabrics that may otherwise stick to the standard metal foot such as ultra suede, faux leather and plastic.



Ref.: 202-091-206

Comp.: 920 / 900 / 860 / 780 / 760PRO / 760 / 730PRO / 730 / 680

ULTRA GLIDE FOOT AND ULTRA GLIDE NEEDLE PLATE



The ultraglide needle plate uses the same non-stick technology included in the very popular ultraglide foot. Now, you can glide easily over even the stickiest fabrics like leathers, pleathers, and oil cloth with a slick surface on both the foot and the needle plate.

Ref.: 202-237-000

Comp.: 920 / 900 / 860 / 780 / 760PRO / 760 / 730PRO / 730 / 680

CONCEALED ZIPPER FOOT (Z)



Good quality ready to wear garments will often have an invisible zip fitted. Invisible zips are suitable for all fabrics from fine silk jersey through to suit weight wools and tweeds. The key is to get the needle as close to the fastener as possible, which this foot accomplishes by slightly unrolling the zipper just before the needle.



Ref.: 202-156-004

Comp.: 920 / 900 / 860 / 760PRO / 760 / 730PRO / 730 / 680

ZIPPER FOOT NARROW




Attach the foot and adjust needle or foot position to prevent the foot from riding on top of the zipper coil. You can also use this foot to sew close to large welt piping featured in home fashions.



Ref.: 200-334-024

Comp.: 920 / 900 / 860 / 760PRO / 760 / 730PRO / 730 / 680

WIDE RIBBON GUIDE




Make your own original ribbons by adding decorative stitching or lettering. Used to embellish quilts, apparel, scrapbooking decorations, you can add originality to all of your projects. The Ribbon Sewing Guide allows you to create original ribbons up to 25 mm wide.



Ref.: 200-444-419

Comp.: 920 / 900 / 860 / 760PRO / 760 / 730PRO / 730 / 680

RIBBON OR SEQUIN FOOT (RS)




It is so much easier to attach ribbons and even sequins. The foot is designed with guides through which ribbon or strung sequins are inserted. It allows them to feed through evenly as you sew. Besides affixing ribbon, a wide ladder stitch can be used with narrow ribbon to make an easy and functional drawstring.



Ref.: 202-090-205

Comp.: 920 / 900 / 860 / 780 / 760PRO / 760 / 730PRO / 730 / 680

PEARL AND BEAD FOOT for 2 mm (L1)




Sewing on strung beads and pearls has always been a tedious task but the beading foot now goes some small way to alleviating this and to add pleasure to embellishing. The beading foot is popular for bridal wear, evening wear, casual wear and crafts.



Ref.: 202-097-202

Comp.: 920 / 900 / 860 / 780 / 760PRO / 760 / 730PRO / 730 / 680

PEARL AND BEAD FOOT from 2,5 to 4 mm (L2)



Sewing on strung beads and pearls has always been a tedious task but the beading foot now goes some small way to alleviating this and to add pleasure to embellishing. The beading foot is popular for bridal wear, evening wear, casual wear and crafts.



Ref.: 202-098-203

Comp.: 920 / 900 / 860 / 780 / 760PRO / 760 / 730PRO / 730 / 680

FREE MOTION COUCHING FOOT (FMC)



Add a decorative touch to your quilting and home decorating projects with this foot. It works like other free motion feet with the addition of small grooves that allow cording, yarn, or threads to pass underneath the presser foot. Two different feet are included to match your material's thickness.



Ref.: 202-142-007

Comp.: 920 / 900 / 860 / 780 / 760PRO / 760 / 730PRO / 730 / 720 / 680

DETACHABLE OPTIC MAGNIFIER



When you need to get a closer view, attach the magnifier to make it easy to see the tiniest detail under the needle. Useful when threading, adjusting the position of the fabric and carrying out detailed work.



Ref.: 202-157-005

Comp.: 920 / 860 / 780 / 760PRO / 760 / 730PRO / 730 / 680

EDGE GUIDE FOOT (SE)



The guide of this foot aligns edges/seams of fabric so that neatly parallel edge stitching and top-stitching can be achieved with ease. Adjust the guide by turning the screw to match the edge/seam precisely. Perfect to create tucks, hems and fine edge projects such as that on lace or ribbon or a decorative edge.




Ref.: 202-100-209

Comp.: 920 / 900 / 860 / 780 / 760PRO / 760 / 730PRO / 730 / 680

SPECIAL LOW TENSION BOBBIN HOLDER FOR FREE MOTION QUILTING



This bobbin holder for free motion quilting and hand-look quilt stitch partners with the free motion quilting foot to provide even tension as you quilt. To distinguish this bobbin holder from others, see the small blue arrow on it! A perfect complement to the convertible free motion quilting set either.



Ref.: 200-445-029

Comp.: 920 / 900 / 860 / 760PRO / 760 / 730PRO / 730 / 680

CIRCULAR SEWING ATTACHMENT




Thanks to this attachment, you will be able to sew perfect circles or combinations of circles using decorative or straight stitches.



Ref.: 202-242-008

Comp.: 920 / 900 / 860 / 780 / 760PRO / 760 / 730PRO / 730 / 680

CONVERTIBLE FREE MOTION QUILTING SET




This set is perfect for any quilting project and can be used with any kind of fabrics. Three feet are included and can be attached easily to the foot holder thanks to a quick screw adjustment. The height of all feet can be adjusted so they glide easily over layers of fabric.



Ref.: 202-243-009

Comp.: 860 / 760PRO / 760 / 730PRO / 730 / 680

CONVERTIBLE EVEN FEED FOOT SET



This set has convenient features especially for quilters. It includes everything you need for gorgeous quilting: a closed toe foot, a convertible open toe foot for extra visibility, ditch quilting guide, and adjustable quilting guide. The new construction of these feet make it easier than ever to set up for all kinds of quilting tasks!

Ref.: 202-234-007

Comp.: 860 / 680

UPPER FEED - STRAIGHT STITCH FOOT - WIDE SYSTEM (STD)



This foot combines perfect upper feeding with a small needle hole foot to hold fabric firmly and create beautiful straight stitches.

Ref.: 202-102-201

Comp.: 920 / 900 / 760PRO / 760 / 730PRO / 730

UPPER FEED - DITCH QUILTING FOOT - WIDE SYSTEM (SD)



The ditch quilting foot is usefull to keep decorative and straight stitches in the ditch when working on quilting projects.

Ref.: 202-103-202

Comp.: 920 / 900 / 760PRO / 760 / 730PRO / 730

UPPER FEED - QUILTING PIECING FOOT 1/4" - WIDE SYSTEM (OD)



This Quilting Piecing Foot is particularly useful for patchworking. It sews perfect 1/4 inch seams thanks to its edge guide. The fabric can not be pushed thanks to the small needle hole inserted on the foot.



Ref.: 202-235-008

Comp.: 920 / 900 / 780 / 760PRO / 760 / 730PRO / 730

UPPER FEED - OPEN TOE FOOT - WIDE SYSTEM (UD)



The Open Toe Foot is particularly useful for the sewist who likes to have a very clear view of their work. Especially those using a decorative stitch and looking for it to line up or present just right.



Ref.: 202-236-009

Comp.: 920 / 900 / 780 / 760PRO / 760 / 730PRO / 730

UPPER FEED - FOOT HOLDER AND VD FOOT - NARROW SYSTEM (VD)




This foot is effective for topstitching on the edge of the fabric and stitching on narrower strips and has the power to feed fabrics. The Upper Feed System evenly feeds fabric from both the top and bottom.



Ref.: 202-257-006

Comp.: 920 / 900 / 780 / 760PRO / 760 / 730PRO / 730

UPPER FEED - ZIPPER FOOT - NARROW SYSTEM (ED)



Why would you need to use upper feed on a zipper? With many layers of fabric making up those seams, just pinning in place may cause the zipper and fabric to shift while sewing. Especially with difficult fabrics like velvet or satin. By using this foot, you'll be able to glide easily over the seam without distorting your zipper.

Ref.: 202-155-003

Comp.: 920 / 900 / 780 / 760PRO / 760 / 730PRO / 730

QUILTING GUIDE



The quilt guide is the answer to sewing evenly spaced, parallel rows of stitching. Combine it with the foot you need for your project and enjoy great quilting results.

Ref.: 802-422-002

Comp.: 920 / 900 / 860 / 760PRO / 760 / 730PRO / 730 / 680

LONG QUILTING GUIDE BAR SET



This set includes two guides that can be attached to the left or right of the needle to create parallel stitching rows approximately two times wider than rows made with regular quilting guide. Just snap one guide into place at the back of the even feed foot and adjust the distance from the needle as required.

Ref.: 202-025-405

Comp.: 920 / 900 / 860 / 760PRO / 760 / 730PRO / 730 / 680

BIAS BINDER FOOT (W)




The binder foot is used to apply pre-folded bias binding tape or bias tape you cut yourself to the edge of fabric. It is equipped with a small funnel to fold and guide the tape over the fabric edge before reaching the needle. You can use either zigzag, decorative as well as straight stitch. For 10mm to 14mm bias tape.




Ref.: 202-099-204

Comp.: 920 / 900 / 860 / 780 / 760PRO / 760 / 730PRO / 730 / 680

QUILT BINDER SET (W1)



The Quilt Binder Set is the perfect accessory for quick and trouble-free binding. The spiral cone on the front of the fabric holder feeds and folds fabric from 50 mm to 15 mm finished binding.




Ref.: 202-245-001

Comp.: 920 / 860 / 780 / 760PRO / 730PRO / 680

QUILT BINDER SET



The Quilt Binder Set is the perfect accessory for quick and trouble-free binding. The spiral cone on the front of the fabric holder feeds and folds fabric from 50 mm to 15 mm finished binding.



Ref.: 202-101-200

Comp.: 900 / 760 / 730



EMBROIDERY ACCESSORIES

For combined sewing and embroidery machines

To improve your skills and become an expert in handcraft and decoration for fashion, accessories and home decorating, **elna** has selected a wide collection of qualitative accessories customized for embroidery machines.

Accessories in this category are compatible with the following models:

eXpressive 820

eXpressive 830

eXpressive 860

eXpressive 900

eXpressive 920

eXpressive 940

STANDARD HOOP - A - 126 X 110 mm



The standard hoop A is the optimum size for 80% of commercial embroidery designs.

Ref.: 852-807-011

Comp.: 820

RECTANGULAR LARGE HOOP - B - 140 X 200 mm



The rectangular large hoop is perfect for longer, or wider, designs. It handles the larger design cards and built-in designs.



Ref.: 850-802-010

Comp.: 820

CAP HOOP - 127 X 109 mm




Add creative embroidery designs to caps and visors with this very clever cap hoop. It can only be used in conjunction with the adapted hoop.

Ref.: 200-335-003

Comp.: 820

CD-DVD DRIVE



This CD-DVD drive is used with your embroidery machine for uploading embroidery datas directly from a CD or DVD.

Ref.: 860-429-009

Comp.: 820 / 940

EMBROIDERY FOOT



Automated embroidery requires using a hoop and securing the fabric inside it so it is held taut. The carriage mechanism must be able to move the hoop holding the fabric freely. This embroidery foot accompanies that important movement and mechanism.



Ref.: 830-810-053

Comp.: 820

CLOTHSETTER 1



The optional clothsetter gives placement accuracy. This tool is indispensable for accurate positioning of a single design within any one individual hoop, as well as accurate matching when stitching larger designs that require multiple hooping.



Ref.: 859-442-200

Comp.: 920 / 900 / 860 / 830

Ref.: 850-437-009

Comp.: 820

FREE ARM HOOP - C - 50 X 50 mm




Ideal small hoop to reach areas such as sleeves, pant legs, children clothing or any other small areas.

Ref.: 850-851-003

Comp.: 820

SPRING LOADED HOOP - F - 127 X 110 mm



This 127 mm x 110 mm embroidery hoop is specifically for thick and bulky fabrics such as terry cloth or quilt.

Ref.: 850-438-000

Comp.: 820

GIGA HOOP - 230 X 200 MM



The giga hoop lets you stitch out very large embroidery layouts in just one hooping.

Ref.: 850-404-007

Comp.: 820

HAT - CAP HOOP



Using this elna hat hoop, your favorite designs can be embroidered onto caps. The designs size can be around 12.7 x 10.9 cm / 5" x 4.3".

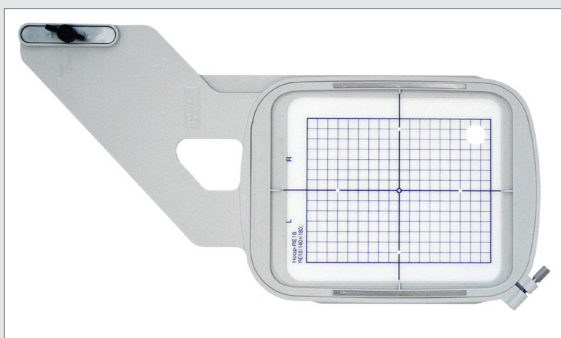
Ref.: 200-335-003

Comp.: 830

Ref.: 859-436-005

Comp.: 920 / 900

RECTANGLE HOOP - RE18 - 140 X 180 mm



This rectangle hoop the perfect size for medium sized embroidery designs.

Ref.: 859-451-006

Comp.: 920 / 900

FREE ARM HOOP - FA10 - 100 X 40 mm



Ideal small hoop to reach areas such as sleeves, pant legs, children clothing or any other small areas.

Ref.: 861-407-004

Comp.: 860

BOBBIN HOLDER UNIT FOR EMBROIDERY USE



This bobbin holder creates easy-to-adjust thread tension when embroidering with special bobbin thread. The bobbin holder is marked with a yellow dot for identification.

Ref.: 202-253-002

Comp.: 920 / 900 / 860 / 830 / 820

RECTANGLE LARGE HOOP - RE28b - 200 X 280 mm



This rectangular hoop offers a large embroidery area of 200 mm x 280 mm, perfect for thick and bulky fabrics and multiple layers.

Ref.: 864-411-000

Comp.: 830

RECTANGLE SMALL HOOP - RE20b - 140 X 200 mm

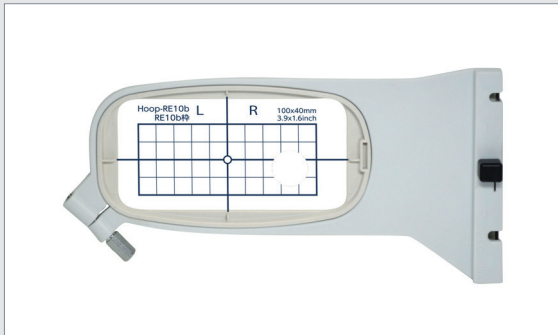


This rectangular hoop offers an embroidery area of 140 mm x 200 mm, perfect for stitching very large embroidery layouts in just one hooping.

Ref.: 864-413-002

Comp.: 830

RECTANGLE EXTRA - SMALL HOOP - RE10b - 100 X 40 mm



This small hoop offers a embroidery area of 100 mm x 40 mm, perfect for reach areas such as sleeves, pant legs, children clothing or any other small areas.

Ref.: 864-415-004

Comp.: 830

SQUARE LARGE HOOP - SQ20b - 200 X 200 mm




This square hoop offers a embroidery area of 200 mm x 200 mm, perfect size for longer or wider embroidery designs.

Ref.: 864-412-001

Comp.: 830

SQUARE SMALL HOOP - SQ14b - 140 X 140 mm



This small square hoop offers a embroidery area of 140 mm x 140 mm, perfect size for medium sized embroidery designs.

Ref.: 864-414-003

Comp.: 830

SQUARE HOOP QUILTING KIT - ASQ22 - 220 X 220 mm



This set contents an Square Quilting hoop of 8.7" x 8.7" (220 mm x 220 mm), square template, magnetic clamps and also an embroidery designs collection for quilting, with printing templates for precise position and a calculator function (Windows compatible) for easy all-over quilting design layout on any size quilt.

Ref.: 862-413-006

Comp.: 920

SQUARE HOOP QUILTING KIT - ASQ18b - 184 X 184 mm



This set contents an Square Quilting hoop of 7.2" x 7.2" (184 mm x 184 mm), square template, magnetic clamps and also an embroidery designs collection for quilting, with printing templates for precise position and a calculator function (Windows compatible) for easy all-over quilting design layout on any size quilt.

Ref.: 864-410-009

Comp.: 830

BRUSH OUT EMBROIDERY KIT



Brush-out embroidery uses yarn which can be fluffed up after sewing to create a soft, three-dimensional finish. The brush-out embroidery kit including a special foot and brush, is designed for use with the brush-out embroidery design CD-ROM from Stitchitize.



Ref.: 200-383-028

Comp.: 860 / 830 / 820

MONOGRAM HOOP - J1 N°12 - 30 mm diameter



Small single arm hoop, perfect for professional monogramming and lettering needs. The J1 hoop measures 30 mm diameter. Be careful that the monogram hoop adapter (770-482-008) is required when using this hoop. Right fixation according to the wished place.

Ref.: 770-487-807

Comp.: 940

MONOGRAM HOOP - J1 N°11 - 30 mm diameter



Small single arm hoop, perfect for professional monogramming and lettering needs. The J1 hoop measures 30 mm (diameter). Be careful that the monogram hoop adapter (770-482-008) is required when using this hoop. Centred fixation according to the wished place.

Ref.: 770-487-704

Comp.: 940

MONOGRAM HOOP - J2 N°6 - 25 X 54 mm



Small single arm hoop, perfect for professional monogramming and lettering needs. The special shape of the J2 hoop allows for deeper insertion into pockets. Be careful that the monogram hoop adapter (770-482-008) is required when using this hoop. Right fixation according to the wished place.

Ref.: 770-487-302

Comp.: 940

MONOGRAM HOOP - J3 N°13 - 64 X 28 mm



Small single arm hoop, perfect for professional monogramming and lettering needs. The J3 hoop measures 64 x 28 mm. Be careful that the monogram hoop adapter (770-482-008) is required when using this hoop. Centred fixation according to the wished place.

Ref.: 770-487-900

Comp.: 940

MONOGRAM HOOP - J4 N°8 - 42 X 67 mm



Small single arm hoop, perfect for professional monogramming and lettering needs. Be careful that the monogram hoop adapter (770-482-008) is required when using this hoop. Left fixation according to the wished place.

Ref.: 770-487-508

Comp.: 940

MONOGRAM HOOP - J5 N°3 - 46 X 46 mm




Small single arm hoop, perfect for professional monogramming and lettering needs. The J5 hoop measures 46 x 46 mm. Be careful that the monogram hoop adapter (770-482-008) is required when using this hoop. Centred fixation according to the wished place.

Ref.: 770-487-209

Comp.: 940

MONOGRAM HOOP - J6 N°2 - 66 X 66 mm



Small single arm hoop, perfect for professional monogramming and lettering needs. The J6 hoop measures 66 x 66 mm. Be careful that the monogram hoop adapter (770-482-008) is required when using this hoop. Centred fixation according to the wished place.

Ref.: 770-487-106

Comp.: 940

MONOGRAM HOOP - J6 N°9 - 66 X 66 mm



Small single arm hoop, perfect for professional monogramming and lettering needs. The J6 hoop measures 66 x 66 mm. Be careful that the monogram hoop adapter (770-482-008) is required when using this hoop. Right fixation according to the wished place.

Ref.: 770-487-601

Comp.: 940

MONOGRAM HOOP - J7 N°1 - 110 X 95 mm



Small single arm hoop, perfect for professional monogramming and lettering needs. The J7 hoop measures 110 x 95 mm. Be careful that the monogram hoop adapter (770-482-008) is required when using this hoop. Centred fixation according to the wished place.

Ref.: 770-487-003

Comp.: 940

MONOGRAM HOOP - J8 N°7- 120 X 121 mm



Small single arm hoop, perfect for professional monogramming and lettering needs. The J8 hoop measures 120 x 121 mm. Be careful that the monogram hoop adapter (770-482-008) is required when using this hoop. Centred fixation according to the wished place.

Ref.: 770-487-405

Comp.: 940

MONOGRAM HOOP ADAPTOR FROM J1 TO J8



This hoop holder is required when using any of our ten monogram hoops, from J1 to J8.

Ref.: 770-482-008

Comp.: 940

SMALL HOOP - M3 - 50 X 50 mm



The small hoop is specially designed for embroidering small designs in small areas.

Ref.: 770-809-005

Comp.: 940

FLAT HAT HOOP



The flat hat hoop helps you to embroider on front, side and back of caps.

Ref.: 770-489-005

Comp.: 940

RECTANGULAR LARGE HOOP - M1 - 240 X 200 mm




With a large embroidery surface of 240 x 200 mm, this large rectangular hoop is perfect for longer or wider designs.

Ref.: 770-807-003

Comp.: 940

MEDIUM HOOP - M2 - 126 X 100 mm



The medium standard hoop is the optimum size for 80% of commercial embroidery designs.

Ref.: 770-808-004

Comp.: 940

HOOP KIT FOR SOCKS

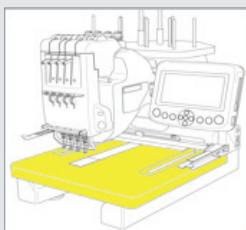


Create customized socks with the hoop kit for socks. The sock hoop is also great for wrist bands, gloves, pouches, and any other difficult to hoop items. The kit includes two large hoops, two small hoops, two sliders for the S and L hoops and one hoop holder.

Ref.: 770-480-006

Comp.: 940

EXTENSION TABLE FOR EMBROIDERY MACHINES



This extension table reduces the amount of vibrations and provides important support for large objects. Also effective for supporting heavier fabrics when using monogram hoops.

Ref.: 770-814-003

Comp.: 940

EMBROIDERY DESIGNS COLLECTION «1100 DESIGN COLLECTION»




This collection of 1100 embroidery designs contains:
285 designs for Free Arm Hoop (50 x 50 mm / 2" x 2"),
123 designs for Standard Hoop (110 x 125 mm / 4.3" x 5"),
567 designs for Square Hoop (200 x 200 mm / 8" x 8") and
125 designs for Macro Hoop (280 x 200 mm / 11" x 8").

Ref.: 399-000-60

Comp.: All embroidery elna machine models

EMBROIDERY DESIGNS COLLECTION «CHRISTMAS COLLECTION»




Get ready for Christmas thanks to these 20 embroidery designs. From your door hanger to your tree's ornaments, you will enjoy all projects with them!

Ref.: 253-442-008

Comp.: All embroidery elna machine models

EMBROIDERY DESIGNS COLLECTION «TEDDY BEAR COLLECTION»




Combine some of the 32 embroidery designs and discover many little friends in different situation. The kids will tirelessly observe them for hours!

Ref.: 253-447-003

Comp.: All embroidery elna machine models

EMBROIDERY DESIGNS COLLECTION «DOLL FACE COLLECTION»




A doll is not a doll without a special facial expression. Use these embroidery designs to give it to your sewing projects.

Ref.: 253-441-007

Comp.: All embroidery elna machine models

EMBROIDERY DESIGNS COLLECTION «FLOWER COLLECTION»




Colorful and precious, the 19 embroidery designs will make you discover their delicate beauty stitch after stitch. Change the thread colors and make a second flower from the first one!

Ref.: 253-444-000

Comp.: All embroidery elna machine models

EMBROIDERY DESIGNS COLLECTION «LACE COLLECTION»




These delicate lace embroidery designs allow you to give a great value to your sewing project. In the corner of a tablecloth or on a delicate garment, it will be nice in any place!

Ref.: 253-445-001

Comp.: All embroidery elna machine models

EMBROIDERY DESIGNS COLLECTION «ORIENTAL COLLECTION»




This oriental collection will surprise you with its many details and colors!

Ref.: 253-446-002

Comp.: All embroidery elna machine models

EMBROIDERY DESIGNS COLLECTION «QUILT COLLECTION»

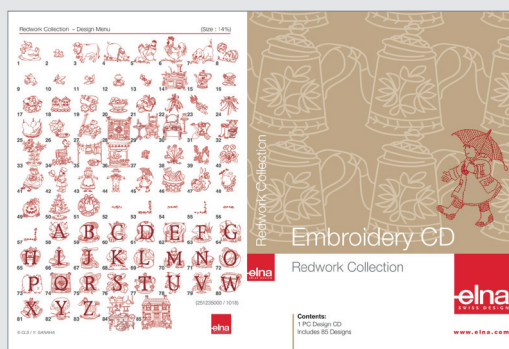


A great value to your quilting project, these embroidery designs will follow your colour mood and give the last styling touch to your work.

Ref.: 253-440-006

Comp.: All embroidery elna machine models

EMBROIDERY DESIGNS COLLECTION «REDWORK COLLECTION»




This collection of traditional Redwork offers an alphabet and many different designs for you to enjoy them on a kitchen towel but also on children's items.

Ref.: 253-449-005

Comp.: All embroidery elna machine models

EMBROIDERY DESIGNS COLLECTION «SMALL FLORAL COLLECTION»




You will enjoy this collection of 25 embroidery designs full of colouring and combination possibilities. Used as a discreet touch in a garment or combined to give a great value to any home decor items.

Ref.: 253-443-009

Comp.: All embroidery elna machine models

EMBROIDERY DESIGNS COLLECTION «WHITE LILY COLLECTION»



These white lily embroidery designs will be romantic on any wedding decor items and also beautiful in a jeans jacket. Have fun combining them and enjoy the result!

Ref.: 253-448-004

Comp.: All embroidery elna machine models

LARGE EMBROIDERY DESIGNS COLLECTION



These beautiful large embroidery designs are perfect for embellish every kind of projects like garments and home decoration.

Ref.: 202-296-007

Comp.: 920 / 900 / 830





OPTIONAL ACCESSORIES

For Overlock and Coverlock machines

To use the full potential of your overlock machine, **elna** has developed a broad range of accessories that will help you lend a perfect finish to all your sewing projects, easily and effortlessly. Hemming, gathering, fagoting will have no secrets for you!

Accessories in this category are compatible with the following models:

elna 264

elna 664

elna 664PRO

elna 745

elna 845


elna 444

easycover

TAPING ATTACHMENT



This attachment helps to prevent fabrics from stretching by serging sewing tape to fabric instantly.



Ref.: 202-033-015

Comp.: 664PRO / 664 / 264

ELASTIC GATHERING ATTACHMENT



This attachment evenly stretches elastic before sewing it with your overlock. A very simple method to attach elastic from 3.5 mm to 8 mm wide.



Ref.: 202-037-019

Comp.: 664PRO / 664 / 264

1/8" AND 3/16" PIPING FOOT



The groove on the foot securely holds cording close to needle for making or inserting piping. Ideal for making your own piping using narrow and medium weight cording.



Ref.: 202-039-011

Comp.: 664PRO / 664 / 264

CORDING FOOT - TYPE A



This cording foot is used for serging fine cord or wire on to fabrics. Perfect for edging bridal veil and home decor projects.



Ref.: 202-034-016

Comp.: 664PRO / 664 / 264

CORDING FOOT - TYPE B



This cording foot is used for serging heavy or wide cord onto fabrics. Makes a great padded rolled hem like those found on cushions or pillows.



Ref.: 202-035-017

Comp.: 664PRO / 664 / 264

BLIND STITCH FOOT (D)



For any invisible hemline. The adjustable guide on the foot ensures that any weight of fabric is trimmed, overlocked and invisibly hemmed in one quick step. Change the stitch and it becomes a wonderful guide for decorative pintucks, lacy fagoting or flatlocking as seen in ready-to-wear.



Ref.: 202-255-004

Comp.: 845 / 745


Ref.: 202-040-015

Comp.: 664PRO / 664 / 264

BEADING AND PEARL FOOT



Beaded trims make a statement on scarves, hems, lapels, etc. This foot provides perfect placement when flat-locking strand pearls/beads (4 mm or smaller). May use with: Pearl Needle Plate. The narrow stitch finger neatly turns under the fabric edge as pearls are attached.



Transparent foot with needle palate:

Ref.: 396-013-83 Needle plate

Comp.: 845 / 745

Ref.: 200-809-003 Transparent foot

Comp.: 845 / 745

Metal foot with guide:

Ref.: 202-041-016

Comp.: 664PRO / 664 / 264

CLOTH GUIDE



Meandering seams will become extinct. This oversized guide ensures uniform distance for seam allowances and permits even cutting width when making bias tape.




Ref.: 202-038-010

Comp.: 664PRO / 664 / 264

GATHERING FOOT



Looking for a shortcut for gathering? This foot creates a ruffle in light to medium weight fabrics, trims the edges, sews the ruffle to a flat fabric and overlocks in one operation.



Ref.: 200-807-001

Comp.: 845 / 745

Ref.: 202-036-018

Comp.: 664PRO / 664 / 264

ADJUSTABLE BIAS BINDER FOOT




Thanks to this attachment, you can choose between cover hem or chain stitch, narrow or wide trim, purchased or custom made bias tape! The decision belongs to you since this foot is very adaptable. And also, why not finish seam edges with bias tape and obtain beautiful fashions inside and out.





Ref.: 200-810-007

Comp.: 845 / 745

BELT LOOP FOOT




You can easily duplicate the belt loops found in the garment industry using a wide or triple cover hem. This foot automatically folds under bias strip edges for belt loops, decorative accents, button loops, narrow straps or any similar ideas.



Ref.: 200-808-002

Comp.: 845 / 745

PIPING FOOT



Piping often accents couture fashions. The groove on the foot securely holds cording close to needles for making or inserting piping. May use with tape guide attachment to wrap bias strip around cord before seam is sewn.



Ref.: 200-814-104

Comp.: 845 / 745

COVER HEM FOOT (M)



This foot's talents are trims, laces, hemming, and bias edging. The adjustable extension accommodates all cover hem variations. Depending on technique, you have to attach the hem guide, the lace attachment guide or the wrapped edge guide.



Ref.: 200-801-304

Comp.: 845 / 745

LACE ATTACHMENT GUIDE (H-1)



This guide folds fabric edge under 6 mm (1/4"). At the same moment it is hemming, a cover hem attaches lace or trim placed underneath.

Must be used with cover hem foot (M): 200-801-304



Ref.: 200-801-005


Comp.: 845 / 745

HEM GUIDE (H-2)



Evenly hem edges without measuring, pinning or pressing. Simply insert fabric and this guide automatically folds fabric edge under 2.5 cm (1") for hemming with a cover hem.

Must be used with cover hem foot (M): 200-801-304




Ref.: 200-801-108

Comp.: 845 / 745

WRAPPED EDGE GUIDE (H-3)



The guide holds the upper and lower bias tape edges apart for insertion of fabric. Use a cover hem or chain stitch to secure binding.
Must be used with cover hem foot (M): 200-801-304



Ref.: 200-801-201

Comp.: 845 / 745

COVER HEM FOOT WITH THREE ATTACHMENTS: H-1, H-2 AND H-3




This set will save you a lot of time and trouble by making light work of hems. It offers three different ways to finish the edges of fabric for a multitude of projects.

Ref.: 202-254-003

Comp.: 845 / 745

TAPING FOOT (Q)



A very versatile foot that quickly and accurately sew 1 cm (3/8") ribbon or tape to fabric with cover hem wide. Use with cord guide and decorative thread to create braid trims or insert tape into seams to stabilize stretch fabrics.



Ref.: 496-245-20

Comp.: 845 / 745

TOPSTITCH COVERED STITCH FOOT (N)




This transparent foot with shallow cut-out accommodates the fabric seam while sewing. You should use it with the Top stitch seam guide for the fabric seam to be placed into shallow cut-out for guiding.

Ref.: 200-804-101

Comp.: 845 / 745

TOPSTITCH GUIDE (N-1)



The top stitch seam guide - fabric seam is placed into shallow cut-out for perfect guiding.

Must be used with the topstitch covered stitch foot (N): 200-804-101



Ref.: 200-804-008

Comp.: 845 / 745

TOP COVER FOOT (R)



This foot special blue transparent foot is specially created for the top cover hem stitch.

Ref.: 797-812-004

Comp.: 845

PINTUCK FOOT (K)




Pintucking using an overlock is possible thanks to this foot. You can sew beautiful pintucks by setting up your machine for cover hem narrow and add either the pintuck or cord guide.



Ref.: 200-802-202

Comp.: 845 / 745

PINTUCK GUIDE



A favourite method for creating dimension and texture to a fabric, the guide lifts up the fabric to create a raised pintucking. Sew straight or curved pintucks anywhere.


Must be used with pintuck foot (K): 200-802-202



Ref.: 200-802-006

Comp.: 845 / 745

CORD GUIDE



Sew corded pintucks that will never flatten. Try using this guide with sheer fabric and coloured yarns or cords. Tone on tone or a contrast colour is spectacular.

Must be used with pintuck foot (K): 200-802-202



Ref.: 200-802-305

Comp.: 845 / 745

CHAIN STITCH FOOT (F)




Surface design with the chain stitch or cover hem is a great feature. This transparent foot allows full visibility while sewing. Attach the fagoting guide, lacing guide or felling guide for even more control of what you want to do!



Ref.: 200-803-306

Comp.: 845 / 745

FAGOTING GUIDE (F-2)




Fagoting is a lovely lacy effect created with the cover hem wide. The guide keeps the fabrics separated at an equal distance while sewing. Alluring lingerie, pocket details and adding a length of fabric for growth are just a few ideas for applications.



Ref.: 200-803-007

Comp.: 845 / 745

LACING GUIDEN (F-3)




Accurate alignment of lace or trim to the fabric edge is assured with this guide. Sew lace or trim evenly on top of fabric with a cover hem without using pins.



Ref.: 200-803-100

Comp.: 845 / 745

FELLING GUIDE (F-4)



For strength and durability, a flat fell seam is the answer. Discover the advantages of how to create this seam with a cover hem where only the upper fabric is folded for reducing seam thickness.

Ref.: 200-803-203

Comp.: 845 / 745

CHAIN STITCH FOOT (F) WITH TWO GUIDES



Use the chain stitch foot with the two additional guides and create easily fagoting effect on decoration and cloth projects, but also flat-felled seams on garments.

Ref.: 202-247-003

Comp.: 845 / 745



ATTACHMENT HOLDER SET




This attachment holder is necessary to be able to use some of the following accessories. They must be secured to the machine with this attachment holder set, basic support.



Ref.: 200-812-102

Comp.: 845 / 745

CLOTH GUIDE




Meandering seams will become extinct. This oversized guide ensures uniform distance for seam allowances and permits even cutting width when making bias tape. Measurements are shown in metric and inches. Must be used with "Attachment Holder Set": 200-812-102

Ref.: 396-001-42

Comp.: 845 / 745

CURVE GUIDE




Knife edges on pillow tops and table linens is not a challenge anymore thanks to this guide that helps join a curved edge to a straight edge using a safety 4 thread. Must be used with "Attachment Holder Set": 200-812-102



Ref.: 200-812-009

Comp.: 845 / 745

TAPE GUIDE ATTACHMENT



Thanks to this attachment, you can choose between cover hem or chain stitch, narrow or wide trim, purchased or custom made bias tape! The decision belongs to you since this foot is very adaptable. Must be used with "Attachment Holder Set": 200-812-102



Ref.: 200-814-001 For pre-folded bias tape

Comp.: 845 / 745

Ref.: 396-001-30 For open bias tape

Comp.: 845 / 745

TOP COVER HOOK



The top cover hook is specially created for the top cover stitch.

Ref.: 797-342-008

Comp.: 845

ROUND THREAD GUIDE




The round thread guide is especially created for the top cover hem stitch.

Ref.: 797-343-009

Comp.: 845

MULTI-PURPOSE FOOT




You can create custom made soutache or wired edge ribbon by feeding fine cording or wire through the guide hole. Attach an elastic gatherer to the adjustable support on front of foot and obtain an efficient way to sew elastic directly to your fabric.



Ref.: 200-805-009

Comp.: 845 / 745

ELASTIC GATHERERS - 7.5 mm width



The elastic gatherer do all the work. It evenly stretches elastic as it is sewn to the fabric with an overlock or cover hem stitch. Nothing easier or more accurate! Must be used with the multi-purpose foot: 200-805-009




Ref.: 200-805-102

Comp.: 845 / 745

ELASTIC GATHERERS - 10 mm width



The elastic gatherer do all the work. It evenly stretches elastic as it is sewn to the fabric with an overlock or cover hem stitch. Nothing easier or more accurate! Must be used with the multi-purpose foot: 200-805-009



Ref.: 200-805-205

Comp.: 845 / 745

ELASTIC GATHERERS - 13 mm width



The elastic gatherer do all the work. It evenly stretches elastic as it is sewn to the fabric with an overlock or cover hem stitch. Nothing easier or more accurate! Must be used with the multi-purpose foot: 200-805-009



Ref.: 200-805-308

Comp.: 845 / 745

MULTI-PURPOSE FOOT WITH THREE ELASTIC GATHERERS



The elastic gathering foot takes the hard work out of attaching elastic and is also great for making your own custom soutache. Three attachments are included with this set to allow you to sew 7.5 mm, 10 mm or 13 mm flat elastic directly onto fabric. Adjust the screw to control the amount of tension or pressure.

Ref.: 202-248-004

Comp.: 845 / 745

QUILTING GUIDE




Drawing design lines for channel stitching is no longer necessary. Insert the quilting guide and sew evenly spaced parallel lines with the chain stitch or a cover hem.

Ref.: 797-881-004

Comp.: 845 / 745

AUXILIARY THREAD GUIDE



If you have to use industrial thread cones, place large thread cones on surface behind the machine and attach the guide to the antenna for smooth thread feeding.



Ref.: 200-811-008

Comp.: 845 / 745

HORIZONTAL SPOOL HOLDER



Some specialty threads tend to twist as they feed off the spool. This attachment holds these threads bobbin in a horizontal position on the thread-guide antenna to eliminate twisting.



Ref.: 396-001-43

Comp.: 845 / 745 / 664PRO / 664 / 444 / easycover

WASTE TRAY



This clever waste tray catches the remnants that otherwise fall on your table or floor when fabric is trimmed.



Ref.: 797-866-106

Comp.: 845 / 745

Ref.: 798-042-101

Comp.: 664PRO / 664

ELASTIC GATHERING ATTACHMENT - NARROW



Sewing elastic isn't easy if you don't have this great elastic gatherer. It acts like the "third hand" you need for elastic sewing, evenly stretching the elastic while it's sewn to the fabric.

Suitable for elastic widths from 6 mm to 8.5 mm.

Ref.: 795-816-116

Comp.: 444 / easycover

ELASTIC GATHERING ATTACHMENT - WIDE



Sewing elastic isn't easy if you don't have this great elastic gatherer. It acts like the "third hand" you need for elastic sewing, evenly stretching the elastic while it's sewn to the fabric.

Suitable for elastic widths from 10 mm to 12 mm.

Ref.: 795-817-117

Comp.: 444 / easycover

CLEAR VIEW COVER STITCH FOOT



Partially transparent, this foot provides full visibility, giving you more space to exercise your creativity with perfect control!


Ref.: 795-818-118

Comp.: 444 / easycover

COVER HEM GUIDE



This guide can be used for 5/8 inch to 1 3/4 inch (1.5 cm to 4.5 cm) wide hems. Without measuring, pinning or pressing, you will get great results.



Ref.: 795-839-115

Comp.: 444 / easycover

EXTENSION TABLE FOR COVERLOCK



Fixes easily to your machine, giving you a much larger work surface and extra support for your large sewing projects. Sewing surface of 11.6" x 8" (295 mm x 205 mm).



Ref.: 795-812-307

Comp.: 444 / easycover

ADJUSTABLE SEAM GUIDE



This guide ensures consistent seams every time and is adjustable easily.

Ref.: 795-806-113

Comp.: 444 / easycover

TAPE BINDER - NARROW



Fold and apply bias tape using chain stitch for a spectacular edge finish for blankets, placemats and jackets. Makes a finished binding of 8 mm using a 32 mm piece of bias binding tape.



Ref.: 795-838-114

Comp.: 444 / easycover

TAPE BINDER - WIDE



Fold and apply bias tape using chain stitch for a spectacular edge finish for blankets, placemats and jackets. Makes finished binding of 12 mm using a 42 mm piece of bias binding tape.



Ref.: 795-844-032

Comp.: 444 / easycover

CENTER GUIDE FOOT



Allows you to line up the center of a two or three needles stitch with an existing seam, for straighter, more accurate stitches. Excellent for sportswear, conferring extra strength on seams that are exposed to a lot of strain. Use it to tack down already sewn seams, or to add a decorative finish.



Ref.: 795-819-119

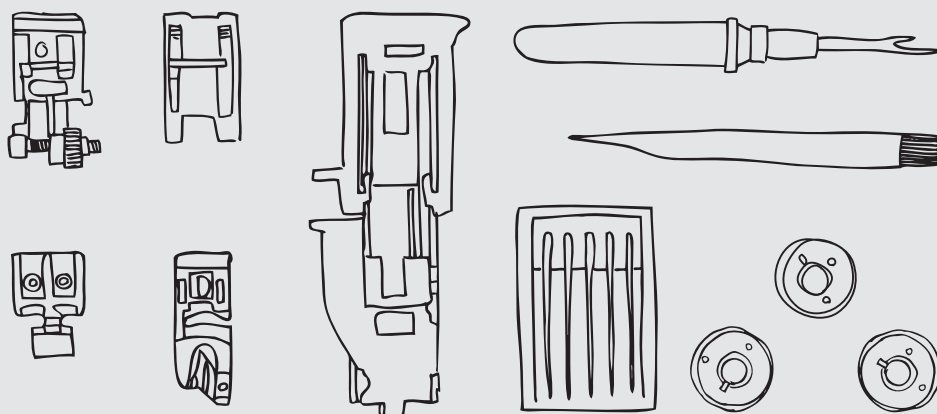
Comp.: 444 / easycover



GENERAL ACCESSORIES

Most of our general accessories are compatible with all the machine in the **elna** range. From protection covers to different kind of needles, you will find a comprehensive collection of useful accessories.

Accessories in this category are compatible with all sewing, embroidery, overlock and coverlock elna machines.



USB KEY



To save and transfer embroidery designs between your embroidery elna machine and your computer.

Ref.: 395-741-60

Comp.: 940 / 920 / 900 / 860 / 830 / 820

SCREWDRIVER - SMALL



A small screwdriver with a small sleeve and flat head, to unscrew large screws.

Ref.: 820-832-005

Comp.: All elna models

SCREWDRIVER - THIN



A long and small screwdriver with flat head, to unscrew small screws.

Ref.: 647-803-004

Comp.: All elna models

LINT BRUSH




The lint brush is necessary for a good and delicate maintenance of your sewing machine. It makes easier cleaning of small areas and not difficult to access places.

Ref.: 802-424-004

Comp.: All elna models

MANUAL NEEDLE THREADER




This tool is useful for a very quick and precise threading of needles and also assists in installing the needle on the needle bar.

Ref.: 200-347-020

Comp.: All elna models (excluding eXpressive 940)

SEAM RIPPER



The seam ripper is collectively used to open buttonholes or unstitch any seam.

Ref.: 200-133-021

Comp.: All elna models

TWEEZERS



Tweezers will help manipulate threads with a big precision during threading or on fabrics.

Ref.: 624-801-001

Comp.: All elna models

OIL TUBE




This oil-can avoids corrosion and a too big friction of the mechanical parts of the sewing machines.

Ref.: 741-814-003

Comp.: All elna models

ELNA BOBBINS



This elna bobbins are the only one you can use in all elna sewing machines. Package of 10 bobbins.

Ref.: 395-751-83 = 1x

Comp.: All elna models

Ref.: 200-122-027 = 10x

Comp.: All elna models

ELNA "EASY BOBBIN"



"easy bobbin" stops the thread for an easier bobbin winding. No need to hold the bobbin's thread manually for the beginning of bobbin winding. Storage is also easier and cleaner thanks to our elna bobbin box including 10 bobbins.

Ref.: 202-260-002 elna bobbin box with 10 «easy bobbin»


Comp.: All elna models

Ref.: 202-192-404 1 x «easy bobbin»

Comp.: All elna models with horizontal hook



BOBBIN CASES



This metallic bobbin case must be used with vertical hook elna sewing machines.

Ref.: 395-710-08

Comp.: 240 / 220 / Sew Fun, Green, Zebra / Sew 75

Ref.: 395-768-00

Comp.: 940

SPOOL HOLDERS: LARGE MODEL, SMALL MODEL AND SPECIAL MODEL



Spool holders are used to maintain the bobbin on the horizontal spool pin. Size depends of the bobbins size diameter. Special model is for a large spool that would not fit on the horizontal spool pin with enough room for the standard spool holder to attach properly. This spool holder allows the spool to be held tight to the spool pin without falling off or creating a gap.

Ref.: 822-020-503 (L) / 822-019-509 (M) / 202-240-006 (Sp)

Comp.: 920 / 900 / 860 / 830 / 820 / 760PRO / 760 / 730PRO / 730 / 720 / 680 / lotus / 580 / elnaStar / Star Edition / 540 / 520 / 3210 / 340 / 320

PINS CUSHION



This small pin cushion fits on the additional spool pin holder on your sewing machine so that you've always got close access to pins and a place to put them while your sewing.

Ref.: 202-256-005  / Ref.: 202-256-016 

Comp.: 820 / 760PRO / 760 / 730PRO / 740 / 730 / 540 / 520 / elnaStar / Star Edition / 3210 / 340 / 320

ACCESSORY BOX for elna accessories



Accessory box with smooth foam that adapts itself to protect accessories.

W:19.5 cm (7.6") / H:3 cm (1.18") / D:10 cm (4")

Ref.: 843-823-004

Comp.: All elna models

SEMI HARD DUST COVER



Semi hard dust cover with storage pockets.

Ref.: 861-806-100

Comp.: 860 / 680 / 580


Ref.: 849-804-007

Comp.: 540 / 520

Ref.: 858-802-014

Comp.: 760PRO / 760 / 740 / 730PRO / 730

RUG-MAKING FORK



The Rug-Making Fork helps you creating beautiful trims and fringe directly on your project. Wrap ribbons, braids or yarns around the fork and stitch them on your fabric to secure them. Sew narrow or wide spaced parallel rows for different kind of results.

Ref.: 424-630-10

Comp.: 920 / 900 / 860 / 760PRO / 760 / 730PRO / 730 / 720 / 680 / lotus / 580 / elnaStar / Star Edition / 540 / 520 / 3210 / 340 / 320 / 240 / 220 / Sew Fun, Green, Zebra / Sew 75

SEMI HARD DUST COVER



Semi hard dust cover with storage pockets and hole for carry handle for your eXcellence 720.

Ref.: 846-831-004

Comp.: 720

CARRYING BAG AND DUST COVER



Can be used either as a bag or as dust cover.

W: 42.5 cm (16.7") / H: 41 cm (16.1") / D: 17.5 cm (6.9")

Ref.: 395-800-15

Comp.: elnaStar / Star Edition / 540 / 520 / 3210 / 340 / 320 / 240 / 220 / Sew Fun, Green, Zebra / Sew 75

CARRYING JEANS BAG AND DUST COVER



Jeans bags that can be used as dust cover for our elna 3210 designed for jeans.

W: 42.5 cm (16.7") / H: 41 cm (16.1") / D: 17.5 cm (6.9")

Ref.: 506-808-009

Comp.: 3210

CARRYING BAG



Bag with a strap to transport your sewing machines. The bag contains an inside strap to hold the machine on the reinforced basis.

Ref.: 849-802-005

Comp.: elnaStar / Star Edition / 540 / 520 / 3210 / 340 / 320 / 240 / 220 / Sew Fun, Green, Zebra / Sew 75

TROLLEY BAG



Large trolley with an inside strap to hold the machine.
Handle until 94cm height.
W: 51 cm (20") H: 40 cm (15.7") D: 29 cm (11.4")

Ref.: 395-800-14

Comp.: 860 / 820 / 680 / lotus / 580 / elnaStar / Star Edition / 540 / 520 / 3210 / 340 / 320 / 240 / 220 / Sew Fun, Green, Zebra / Sew 75 / 845 / 745 / 664PRO / 664 / easycover / 444

SEWING AND QUILTING EXTENSION TABLE



The table provides more sewing surface to support large fabric pieces to make sewing easier.

Ref.: 506-803-004

Comp.: 3210

Ref.: 849-808-001

Comp.: 660 / 620

TRANSPARENT EXTRA WIDE TABLE



This extension table is a great and practical must-have which gives larger work possibilities and extra support for all the sewing or quilting projects.

Measuring 61 cm (24") x 40.6 cm (16"), this sturdy table has screw-on adjustable legs for easy storage.

Ref.: 861-406-003

Comp.: 860 / 680 / 580

EXTENSION TABLE



This extension table is a great and practical must-have which gives larger work possibilities and extra support for all the sewing or quilting projects.

Ref.: 491-701-138

Comp.: 540 / 520

Ref.: 489-709-508

Comp.: 720

SEWING TABLE WITH SEWING MACHINES PLATES A, B AND C



The table offers one stable seat, an optimal working surface of 45" x 17,7" (115 x 45 cm) and gets a sensation of a professionalism. It is provided with an opening for the knee lifter and with a drawer to tidy up accessories. Plates A, B and C are included.



Ref.: 494-711-004

Comp.: 9600 / 900 / 780 / 760PRO / 760 / 740 / 730PRO / 730 / 720

SEWING TABLE WITHOUT SEWING MACHINES PLATES



The table offers a stable surface where the machine can be placed. It will provide you a large and practical work space. The sewing table can accommodate the knee lifter and is composed of a formica-finished sewing surface. This table doesn't include any sewing machine plates and requires the purchase of one sewing plate.

Ref.: 494-710-003

Comp.: 9600 / 920 / 900 / 860 / 780 / 760PRO / 760 / 740 / 730PRO / 730 / 720 / 680 / 580

SIDE TABLE WITHOUT



The side table (115 x 45cm / 45" x 17.5") is perfect companion of the sewing table for your cutting, crafting, serger or small sewing machine. The optional strong canvas pockets fit both Table Stand and Side Table.

Ref.: 494-709-009

Comp.: All elna models

SIDE POCKETS FOR SEWING TABLE



Ref.: 494-805-006

Comp.: All sewing tables

INSERT PLATE A



Required to adapt the sewing machine into the space of the sewing table (494-710-003).

Ref.: 494-401-101

Comp.: 900 / 760PRO / 760 / 740 / 730PRO / 730

INSERT PLATE B



Required to adapt the sewing machine into the space of the sewing table (494-710-003).

Ref.: 494-402-102

Comp.: 720

INSERT PLATE C



Required to adapt the sewing machine into the space of the sewing table (494-710-003).

Ref.: 494-403-103

Comp.: 9600

INSERT PLATE D



Required to adapt the sewing machine into the space of the sewing table (494-710-003).

Ref.: 494-405-105

Comp.: 860 / 680 / 580

INSERT PLATE E



Required to adapt the sewing machine into the space of the sewing table (494-710-003).

Ref.: 494-406-106

Comp.: 920

REMOTE THREAD CUTTING SWITCH UNIT



This unit, that must be put on the not included "Large Foot Controller (858-417-007)", will allow you to cut threads from a pedal next to your foot controller. Cutting threads couldn't be any easier: you don't even have to take your hands off your project!

Ref.: 858-418-008

Comp.: 920 / 900 / 860 / 760PRO / 760 / 730PRO / 730 / 720 / 680 / 580

LARGE FOOT CONTROLLER



A larger version of the standard foot control. The large foot print adds extra comfort and perfect control.

Ref.: 858-417-007

Comp.: 920 / 900 / 860 / 760PRO / 760 / 730PRO / 730 / 720 / 680 / lotus / 580 / elnaStar / Star Edition

SPOOL STAND - 5 SPOOLS



The spool stand gives you the possibility of preparing several bobbins when you embroider. Very practical for the industrial cones. The thread takes place regularly and without jolts. The spool stand is fixed very easily on the machine.

Ref.: 859-450-005

Comp.: 920 / 900 / 860 / 830 / 780 / 680 / 580

Ref.: 852-403-002

Comp.: 820

SPOOL STAND - 2 SPOOLS



This spool stand has a retractable antenna especially designed for heavyweight bobbins. It can contains two bobbins.

Ref.: 859-449-012

Comp.: 920 / 900 / 860 / 830 / 780 / 760PRO / 760 / 730PRO / 730 / 680 / 580


ADDITIONAL SPOOL PIN



Use the additional spool pin on your Lotus sewing machine to work with a twin needle and realise 2 parallels rows with a professional finish. This spool pin must be placed on the bobbin winder.

Ref.: 395-710-23

Comp.: lotus



BLUE TIP NEEDLES

This needle has a unique design with a pierce point plus a slightly longer than normal scarf to cure skipped stitches and puckering in any problem fabric especially synthetics. Size 75/11

Ref.: 200-346-029

Compatible with all elna models



RED TIP NEEDLES

Ideal for general sewing and for embroidery of medium to heavy fabrics. The large eye accommodates heavier threads, pampers delicate metallics that tend to shred and split, and makes needle threading easier. Size 90/14.

Ref.: 990-314-132

Compatible with all elna models



PURPLE TIP NEEDLES

This needle prevents skipped stitches in heavy fabrics including knits in ordinary sewing and when embroidering. The ball point tip helps to create neat and tidy stitches. Size 90/14.

Ref.: 202-244-000

Compatible with all elna models



TWIN NEEDLE UNIVERSAL SET

This set contains: 1x twin needle, 2x size 75/11 needles, 1x size 90/14 needle and 1 blue tip needle. The twin needle is used to create parallel rows.

Ref.: 200-343-026

Compatible with all elna models



UNIVERSAL NEEDLES SET

This set contains: 2x size 75/11 needles, 1x Blue Tip needle size 75/11 and 2x size 90/14 needles. The slightly rounded point helps for trouble-free sewing of numerous types of materials.

Ref.: 200-135-023

Compatible with all elna models



CUTWORK NEEDLE SET

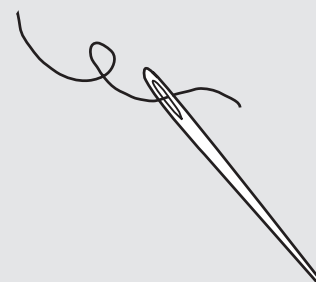
This set contains 4 color coded needles with different cutting angles: Red 0°, Blue 45°, Black 90° and Green 135°.

Ref.: 202-298-009

Compatible with eXpressive 920

THE NEEDLES

Each fabric deserves its own needle. Many issues or imperfections can be avoid by using the right needle.
All needles of this list are Schmetz Needles.



UNIVERSAL NEEDLES	Needle naming and type	Application	Reference
System 130/705 H: With slightly rounded point, for trouble-free sewing of numerous types of materials.	Needles H 60/8	Universal Needles, 5 pieces, size 60	424-830-10
	Needles H 70/10	Universal Needles, 5 pieces, size 70	424-840-10
	Needles H 80/12	Universal Needles, 5 pieces, size 80	424-850-10
	Needles H 90/14	Universal Needles, 5 pieces, size 90	424-860-10
	Needles H 100/16	Universal Needles, 5 pieces, size 100	424-870-10
	Needles H 110/18	Universal Needles, 5 pieces, size 110	424-880-10
	Needles H 120/19	Universal Needles, 5 pieces, size 120	424-890-10
	Needles H 70/80/90	Universal Needles assortment: 2x70 / 2x80 / 1x90	424-451-20
Twin and Triple Universal Needles	Needles H-ZWI 70/1,6	Twin Needles 1,6 mm Universal, 2 pieces, size 70	427-185-20
	Needle H-ZWI 80/2,0	Twin Needle 2 mm Universal, 1 piece, size 80	427-630-10
	Needle H-ZWI 80/4,0	Twin Needle 4 mm Universal, 1 piece, size 80	427-610-10
	Needle H-ZWI BR 100/6,0	Twin Needle 6 mm Universal, 1 piece, size 100	427-611-10
	Needle H-DRI 80/2,5	Triple Needle 2,5 mm Universal, 1 piece, size 80	427-045-20
	Needle H-DRI 80/3,0	Triple Needle 3 mm Universal, 1 piece, size 80	427-046-20
	Needles H-ZWI 80/2,0-2,5-4	Twin Needles assortment: 1x80/2 1x80/2,5 1x80/4	427-680-20

LEATHER	Needle naming and type	Application	Reference
System 130/705 H LL: With cutting point (LL=twist point) for easier penetration. For leather, artificial leather and similar materials.	Needles H-LL 80/12	Needles for Leather, 5 pieces, size 80	424-495-20
	Needles H-LL 90/14	Needles for Leather, 5 pieces, size 90	424-490-20
	Needles H-LL 100/16	Needles for Leather, 5 pieces, size 100	424-491-20
	Needles H-LL 110/18	Needles for Leather, 5 pieces, size 110	424-492-20

OVERLOCK	Needle naming and type	Application	Reference
System ELx705: Increased strength due to reinforced blade. A long groove which is necessary for chain stitches of over- coverlock stitches.	Needles ELx705 80/12	Needles for overlock, 5 pieces, size 80	396-013-92
	Needles ELx705 90/14	Needles for overlock, 5 pieces, size 90	396-013-93
	Needles ELx705 80/90	Needles assortment for overlock: 2x80 / 3x90	396-002-27

JEANS AND DENIM	Needle naming and type	Application	Reference
System 130/705 H-J: The medium ball point penetrates thick and solid fabrics easier without damaging the material. Reinforced blade causes less deflection of the needle and reduces the risk of skip stitches.	Needles H-J 70/10	Needles for Jeans, 5 pieces, size 70	424-265-20
	Needles H-J 90/14	Needles for Jeans, 5 pieces, size 90	424-260-20
	Needles H-J 100/16	Needles for Jeans, 5 pieces, size 100	424-261-20
	Needle H-J ZWI 100/4,0	Twin Needle 4 mm for Jeans, 1 piece, size 100	427-615-20

STRETCH	Needle naming and type	Application	Reference
System 130/705 H-S: With medium ball point. Special eye and scarf area prevent skip stitches especially in highly elastic materials. For elastic materials and highly elastic knitwear.	Needles H-S 75/11	Needles for Stretch fabrics, 5 pieces, size 75	424-245-20
	Needles H-S 90/14	Needles for Stretch fabrics, 5 pieces, size 90	424-240-20
	Needle H-S ZWI 75/2,5	Twin Needle 2,5 mm for Stretch, 1 piece, size 75	427-176-20
		Twin Needles 2,5 mm for Stretch, 2 pieces, size 75	427-175-20
	Needles H-S ZWI 75/4,0	Twin Needles 4 mm for Stretch, 2 pieces, size 75	424-246-20

JERSEY / BALL POINT	Needle naming and type	Application	Reference
System 130/705 H-SUK: With medium ball point, for knitted fabrics.	Needles H-SUK 70/10	Needles for Jersey fabrics, 5 pieces, size 70	424-845-10
	Needles H-SUK 90/14	Needles for Jersey fabrics, 5 pieces, size 90	424-865-10
	Needles H-SUK 70/80/90	Needles assortment for Jersey: 2x70 / 2x80 / 1x90	427-155-20

MICROTEX	Needle naming and type	Application	Reference
System 130/705 H-M: Very slim acute point for easier piercing of very fine or densely woven fabrics. For precise stitching of edges. For silk, microfibre, coated materials, foils and artificial leather.	Needles H-M 70/10	Microtex Needles, 5 pieces, size 70	424-841-10
	Needles H-M 80/12	Microtex Needles, 5 pieces, size 80	424-851-10
	Needles H-M 60/70/80	Needles assortment Microtex: 2x60 / 2x70 / 1x80	424-452-20

HEMSTICH NEEDLE	Needle naming and type	Application	Reference
System 130/705 H-WING: With a wing on each side of needle blade which pushes the fabric aside. For decorative seams and hemstitching in loosely woven fabrics.	Needle WING 100/16	Hemstitch Needle, 1 piece, size 100	427-240-20
	Needle WING 120/19	Hemstitch Needle, 1 piece, size 120	427-245-20
	Needles ZWIHO 100	Twin Needle 3 mm, 1 piece, size 100	427-042-20
		Twin Needles 3 mm, 2 pieces, size 100	427-041-20
		Twin Needles 3 mm, 3 pieces, size 100	427-040-20

QUILTING	Needle naming and type	Application	Reference
System 130/705 H-Q: Special taper to the slightly rounded point which easily penetrates the thick layers without damaging materials.	Needles H-Q 75/90	Quilting Needles assortment: 3x75 / 2x90	424-455-20

EMBROIDERY	Needle naming and type	Application	Reference
System 130/705 H-E: With light ball point and especially wide eye and groove to accommodate voluminous or woollen threads.	Needles H-E 75/90	Embroidery Needles assortment: 3x75 / 2x90	424-456-20

METALLIC THREAD	Needle naming and type	Application	Reference
System 130 MET: With a very long eye (2mm) for sewing with special effect and fancy threads, particularly for metallic threads.	Needles H-M 90/14	Needle for Metallic threads, 5 pieces, size 90	424-861-10



Elna International Corp. SA | Geneva Switzerland
www.elna.com